



OFF THE ROAD VEHICLE

MODEL 'K' 6 x 6



-  HEAVY DUTY DRILL RIG CARRIER
-  CABLE REEL CARRIER
-  RECORDING VEHICLE
-  FUEL/WATER TANKER
-  MULTI-USE CONSTRUCTION UNIT
-  PERSONNEL CARRIER
-  HEAVY DUTY UTILITY UNIT

The ARDCO Model K 6 x 6 has all the features of the versatile Model K 4 x 4 plus a carrying capacity of 20,000 pounds distributed over 6 wheels. Because of the simplicity of its basic design the 6 x 6 can be modified to meet the requirements of most applications. The following photographs show a few custom configurations of the 6 x 6 which have been modified for use in deserts, arctic tundra, swamp and lake areas. Primary users of the 6 x 6 are exploration, coal, mining, pipeline and construction companies.

MODEL 'K' 6 x 6




A Model K 6 x 6 with the ARDCO Auger/Air Gun System. The ARDCO Super Wide tires allow this vehicle to float.

A 6 x 6 utility vehicle with loading crane and forward mounted, insulated cab.



A cable reel carrier specially designed for mining applications where expensive large diameter electrical cable must be moved (see details on back page).

A 6 x 6 drill carrier with the ARDCO C-1000 Drill and a 500 gallon water tank unit winterized for arctic operations. Exhaust is piped through the water tank to prevent freezing.



OTHER APPLICATIONS



Forward mount cab



Recording vehicle

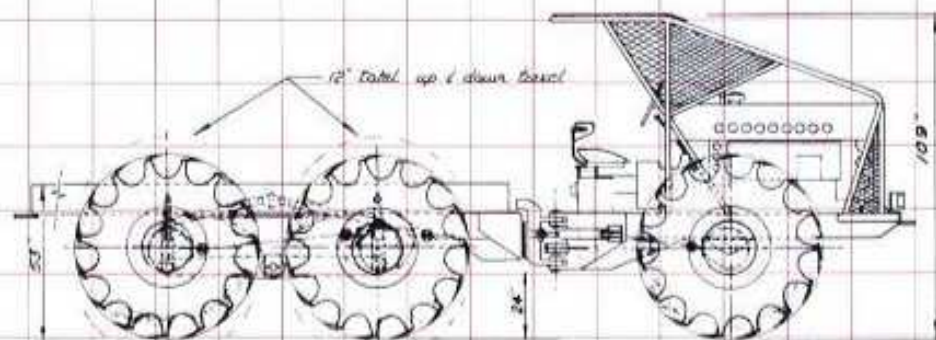
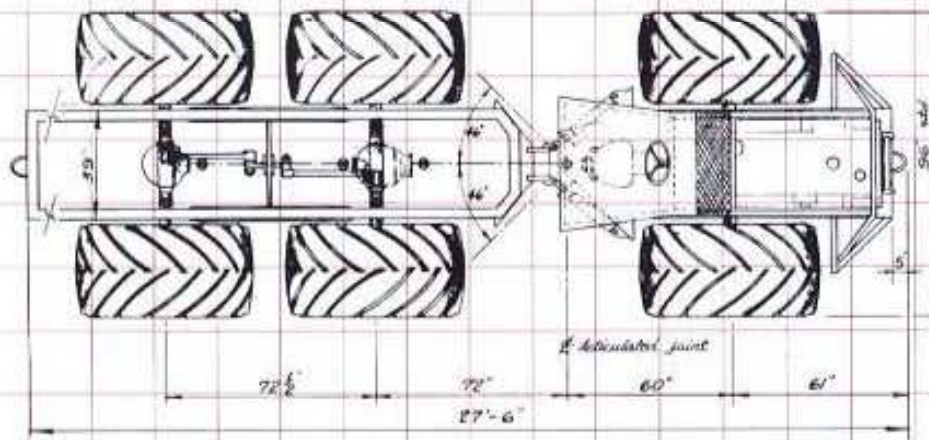


Water tanker



20 passenger personnel unit

6 X 6



Dimensions Approximate

SCALE: 1 BLOCK = 2 FEET

SPECIFICATIONS

PAYLOAD: 20,000 pounds (with 23.1 x 20-26 tractor tires).

GVW WITH PAYLOAD: 38,000 pounds

AXLES: Rockwell 18,000 pound planetary.

BRAKES: Drive line mounted disc.

STEERING: Double cylinder, hydraulic powered, articulated center pivot steering, $\pm 46^\circ$.

TURNING RADIUS: Inside tire, 30 feet (9,144 mm); outside tire, 38 feet (11,582 mm) approx.

OSCILLATION: $\pm 20^\circ$ between front and rear frame; front axle rigid mounted to frame; rear axles mounted in a "rocking boat" configuration.

TIRES AND WHEELS: Standard 23.1 x 20-26, 6 ply (Rice & Cane tractor tires).

CARGO DECK AREA: 56 square feet inside wheels.

FRAME: Tubular steel, articulated center pivot, with extra heavy duty trunnion.

ENGINE: Detroit 6V-53 diesel developing 202 BHP @ 2,800 RPM. Heavy-duty cooling system with permanent type anti-freeze, standard fuel and oil filters, full range mechanical governor; voltage regulator; dry air cleaner; heavy duty aluminum hood and steel dash.

GEAR TRAIN: Manual transmission; five speeds forward, one reverse; synchromesh gears, with 13-inch heavy-duty clutch; transfer case, single speed special design for 4-wheel drive, ratio 1:1.

ELECTRICAL SYSTEM: 12 volt with 47 ampere-hour heavy-duty battery.

FUEL TANK CAPACITY: 32.4 gallons.

GROUND SPEED: 0 to 25 miles per hour (with 23.1 x 20-26 tractor tires).

Specifications subject to change without notice.

OPTIONAL EQUIPMENT

TIRES:

1. 23.1 x 20-26 (8 ply).
2. Flo-Grip Terra tires, 67 x 34.00-25 (10 ply).
3. Super Terra Grip tires, 66 x 43.00-25 (6 ply) required for flotation.
4. ARDCO Super Wide tires, 66 x 68.00-25 (4 ply) required for flotation.

AXLES: Larger size available.

1. No spin in front.
2. No spin in rear.
3. No spin in front and rear.

WINCH: Ramsey 12,000, 15,000 or 20,000 pound capacity with 125 feet of $\frac{3}{8}$ -inch cable, hook and fairleads mounted in front.

FUEL TANK: 35 gallons.

ENGINES: Diesel — Detroit 4-53; Deutz six cylinder (other options available).

BRAKES:

1. Air over hydraulic wheel disc brakes.
2. Wet disc brakes in axles.

TRANSMISSION: Automatic or powershift.

GEAR TRAIN: Other ratios available for greater pulling power.

CABS: 3- or 5-man center mounted; 2- or 4-man forward mounted.

CAB: Forward mounted, two-man type. Constructed using 1" fiberglass insulation between double steel walls with integral built-in rollover protection. Each cab equipped with removable doors with roll down windows, tinted safety glass windshield, electric windshield wiper, seat belts, indoor-outdoor carpeting, heater/defroster fan, and air conditioning. External equipment includes twin west coast type rear-view mirrors, fenders, mudguards, head, tail, and clearance lights, spotlight, and safety back-up horn. Equipped with hydraulic cylinders to tilt cab forward for easy access to engine module.

CABLE REEL ASSEMBLY: Reel mounted parallel to vehicle axles at the lowest position between rear axles. Reel controls and remote engine throttle control located at left rear operators station. Cable reel drum 50" diameter, 82" flange with 108" between flanges. Reel will hold 1,850' $3\frac{7}{8}$ " 25 KVA electrical cable. Reel is hydraulically powered in both directions. Reel speed is variable in either direction to ten (10) RPM. Heavy duty braking system and brake release control for free wheeling. Level wind to properly position various sizes of cable to $5\frac{1}{4}$ " with coupler to 7" maximum diameter.



322 Riley Road • Houston, TX 77047
(713) 433-6751 • Telex: 775017 ARDCO

Office and Plant Locations:

Stony Plain, Alberta, Canada; Lafayette, Louisiana;
Laurel, Mississippi; Longview, Texas